

ADULT PROTECTIVE SERVICES OVERVIEW

Erin Salvo

Associate Director – Adult Protective Services

Office of Aging and Disability Services

Maine Department of Health and Human Services



Adult Protective Services Act

“The Department shall act to protect incapacitated and dependent adults from abuse, neglect, and exploitation and protect incapacitated and dependent adults in circumstances that present a substantial risk of abuse, neglect, or exploitation.”

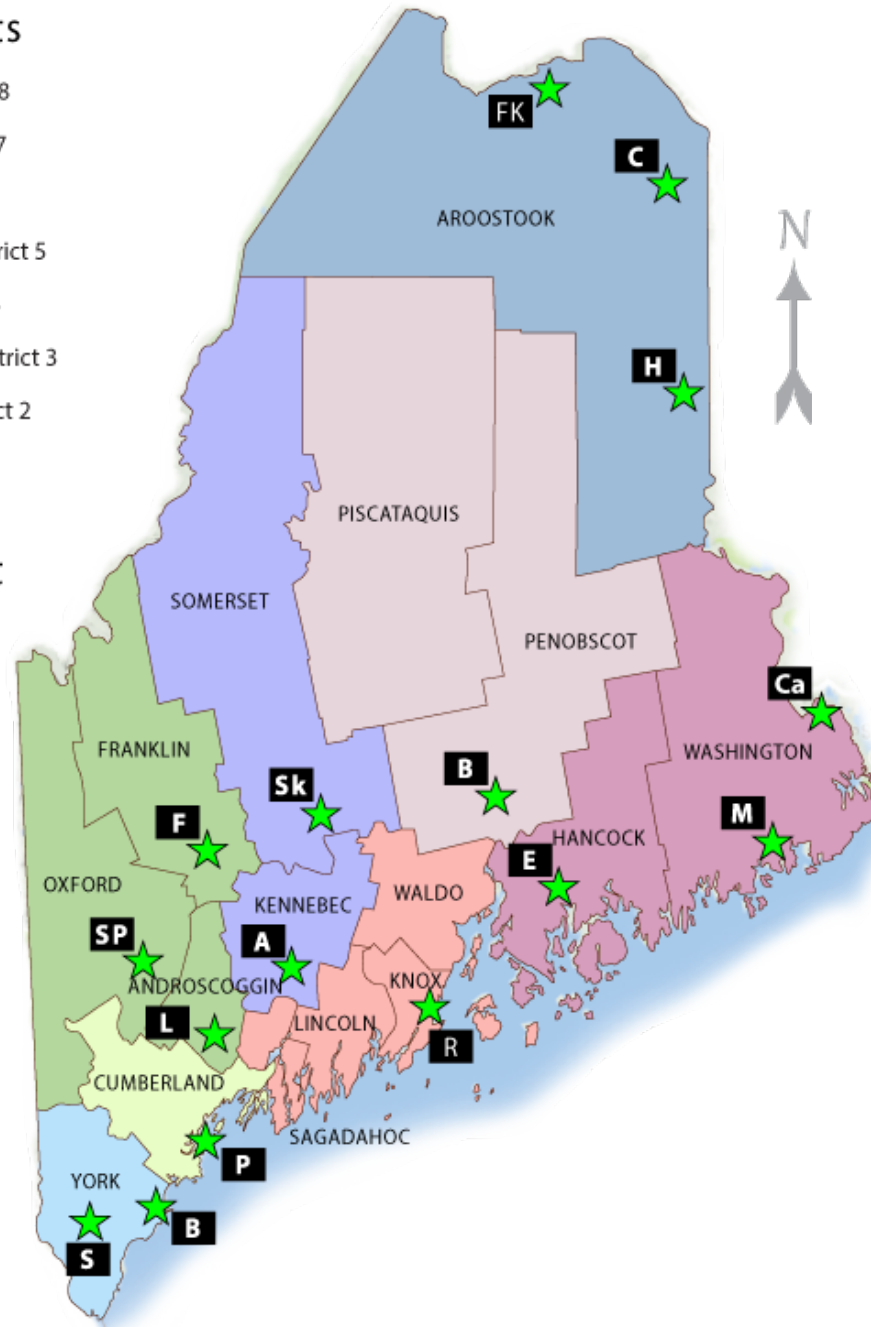
(22 M.R.S. ch. 958-A, §§ 3470 – 3493)

DHHS Districts

- Aroostook District 8
- Downeast District 7
- Penquis District 6
- Central Maine District 5
- MidCoast District 4
- Western Maine District 3
- Cumberland District 2
- York District 1

★ DHHS District Offices

- FK** Fort Kent
- C** Caribou
- H** Houlton
- Ca** Calais
- M** Machias
- B** Bangor
- E** Ellsworth
- Sk** Skowhegan
- F** Farmington
- R** Rockland
- A** Augusta
- SP** South Paris
- L** Lewiston
- P** Portland
- B** Biddeford
- S** Sanford





The Maine Elder Justice Roadmap

AN INITIATIVE OF THE MAINE ELDER JUSTICE
COORDINATING PARTNERSHIP

Established by Executive Order of Governor Janet T. Mills

December 2021

Direct
Victim
Services

Public and
Professional
Education

Public
Policy

Data
Collection
and
Evaluation

DATA TRENDS FY21-FY22

Maine Adult Protective Services

Thank you University of Southern Maine – Cutler Institute!

Figure 3. Total intake reports increased statewide in FY22



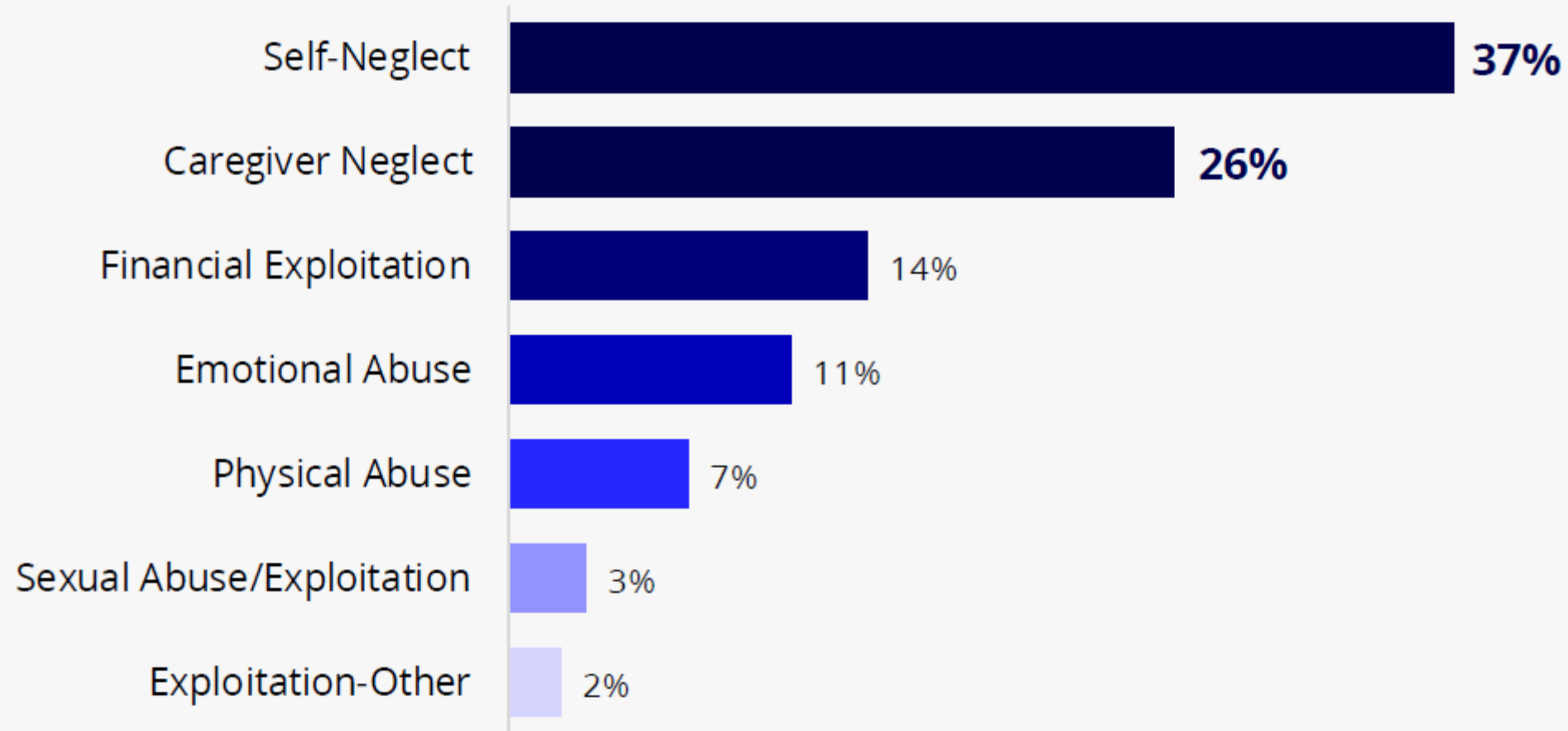
Figure 5. In both FY21 and FY22, most reports to APS were made over the phone

The proportion of reports to APS by email/online portal increased between FY21 and FY22



Mandated Reporter Role	FY21	FY22
Unlicensed Assistive Personnel/Other Care Giver	3,336	2,422
Social worker	2,128	2,431
Registered or licensed practical nurse	1,531	1,691
Law enforcement official, corrections officer or other person holding a certification from the Maine Criminal Justice Academy	769	866
Emergency medical technician or other licensed medical service provider	394	497
Mental health professional	368	478
Allopathic or osteopathic physician	150	174
Certified nursing assistant	93	71
Occupational therapist	78	82
Emergency room personnel	73	70
Physical therapist	70	76

Figure 15. Across FY21-FY22, **self-neglect and caregiver neglect** were the most common types of allegations.



Investigation Features:

Safety Assessment

Services and Sustainability

Interviews, document reviews, and collaboration

Findings – substantiation decision

“Guardianship Study”

Figure 17. The statewide **average number of days from intake to case closure decreased by two days** from FY21 to FY22

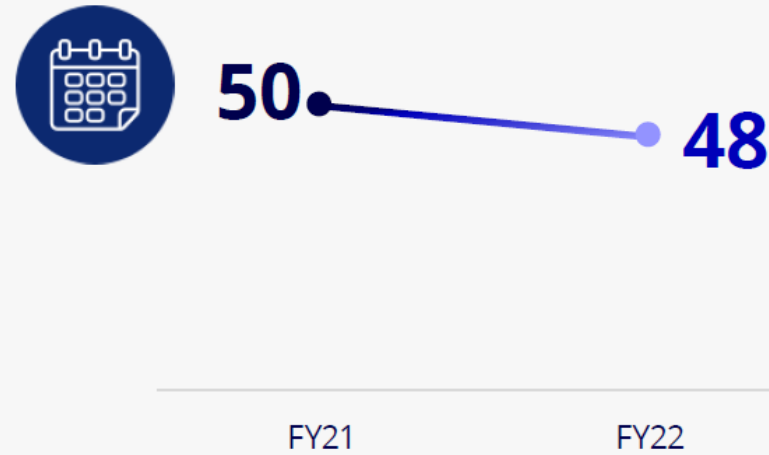


Figure 20. Two in every three APS clients **were 60 years and older**



Figure 21. **83%** of clients did not receive Developmental Services

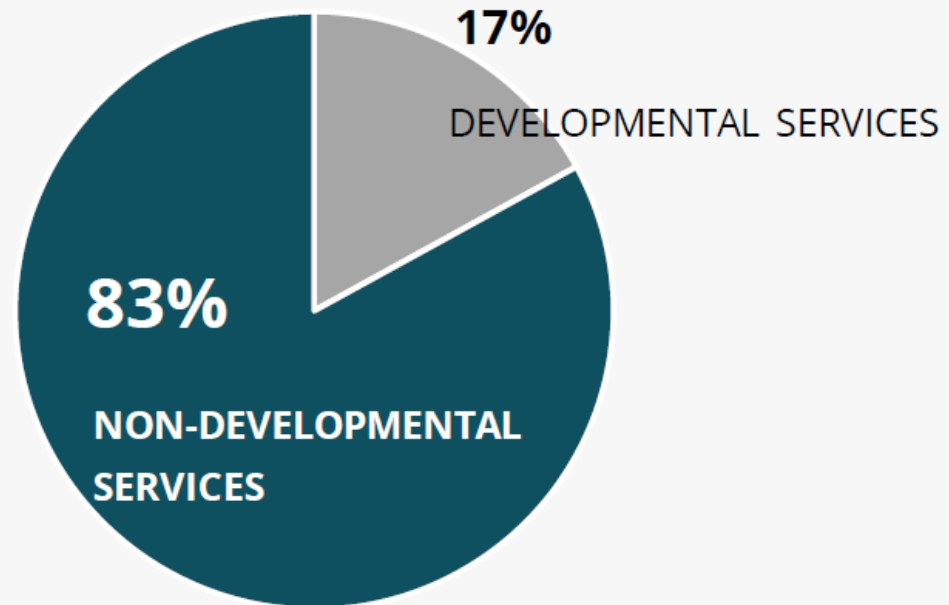
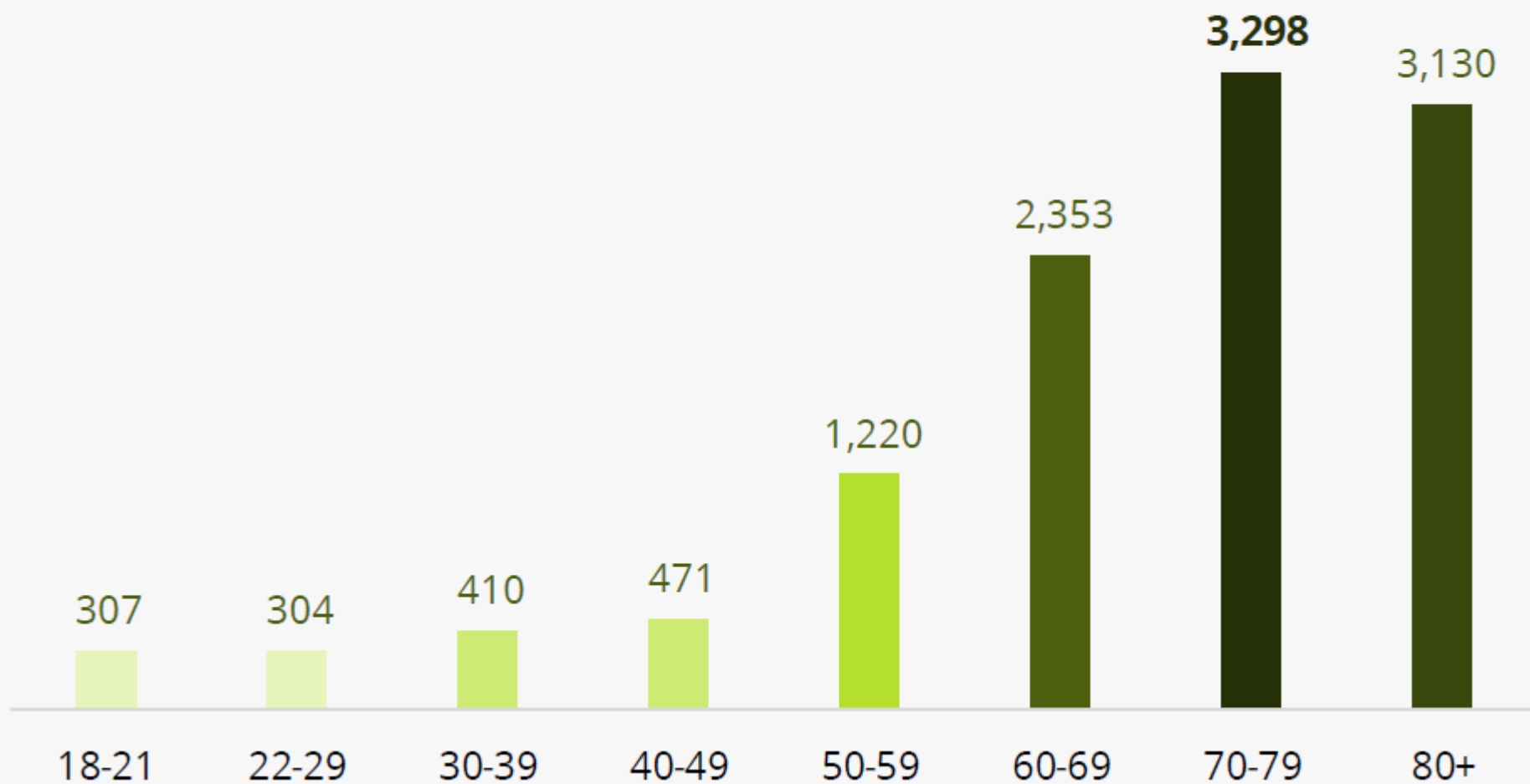


Figure 23. Among non-Developmental Services clients in FY21-FY22, 70–79-year-olds made up the largest group with investigations



Fiscal Year	Substantiated	Unsubstantiated	Unable to Determine
FY21	1,545	4,692	959
FY22	1,501	4,670	881


Allegation	UNDER 60	UNDER 60	60+	60+	Developmental Services
	Total Allegations	Substantiation Rate	Total Allegations	Substantiation Rate	

Caregiver neglect	937	23%	189	30%
Exploitation-other	39	NA	NA	-
Self-neglect	136	18%	26	4%
Emotional abuse	436	15%	57	14%
Financial exploitation	235	15%	38	21%
Sexual abuse/exploitation	185	10%	NA	-
Physical abuse	360	7%	61	4%

Non-Developmental Services	Allegation	UNDER 60 Total Allegations	UNDER 60 Substantiation Rate	60+ Total Allegations	60+ Substantiation Rate
	Self-neglect	1,592	31%	4,797	29%
	Sexual abuse/exploitation	159	16%	123	10%
	Emotional abuse	441	13%	1,055	15%
	Physical abuse	264	12%	550	12%
	Exploitation-other	62	NA	228	8%
	Financial exploitation	456	9%	1,696	15%
	Caregiver neglect	862	9%	2,637	9%

Perpetrator relationship	Number of substantiated investigations	Percent of substantiated investigations
Family member	538	62%
Provider	158	18%
Friend/neighbor	60	7%
Other	37	4%
Nonfamily but known, e.g., boyfriend/girlfriend of client or family member	35	4%
Unlicensed service provider	21	2%
Other facility resident or client roommate	13	2%

Figure 14. On average in both FY21 and FY22, **only 1 in 100 reports resulted in the client becoming subject to public guardianship**



Questions?

erin.salvo@maine.gov



Maine Department of Health and Human Services